

# Keysight Technologies and Academia

## Electronic Measurement Solutions for Teaching Labs

Committed to helping you teach the engineers of tomorrow

Selection Guide



## Table of Contents

Introduction.....	03
Keysight University Teaching Solutions.....	03
IoT Teaching Solution – IoT Fundamentals.....	04
IoT Teaching Solution – IoT System Design.....	05
IoT Teaching Solution – IoT Wireless Communications.....	06
IoT Teaching Solution – IoT Sensors and Power Management.....	07
Analog Electronics Teaching Solution.....	08
Analog Circuit Design Teaching Solution.....	09
Electronic Instrumentation and Measurement Teaching Solution.....	10
RF Circuit Design Teaching Solution.....	11
Digital RF Communications Teaching Solution.....	12
EMI and EMC Teaching Solution.....	13
Antenna and Propagation Teaching Solution.....	14
Digital Systems Teaching Solution.....	15
Digital Signal Processing Teaching Solution.....	16
Embedded System Design Teaching Solution.....	17
Software, Connectivity and Hardware.....	19
Obtaining Measurement Instruments.....	21
Resources, Partnerships and Collaboration.....	22





## Introduction


As the world's premier measurement company, Keysight Technologies, Inc. works in close collaboration with engineers, scientists, and researchers around the globe to meet the communications and electronics challenges of today and tomorrow. Keysight is committed to providing innovative measurement solutions that enable our electronics customers and partners—the leaders in their fields—to deliver the products and services that make a measurable difference in the lives of people everywhere. Keysight works closely with academia, government, and industry to provide the tools that enable development of new technology.

## Keysight University Teaching Solutions

This selection guide is intended for university lecturers who need to develop new engineering courses or teaching labs. Keysight's University Teaching Solution includes Keysight's instruments and software, teaching slides, lab sheets and training kits. This complete solution will provide students with early exposure to industry-grade instruments and software. The teaching solutions are in a ready-to-teach package, which saves lecturers' time in developing and updating courses to keep pace with the latest industry trends.

## IoT Teaching Solution – IoT Fundamentals

Introduces students to the Internet of Things (IoT)'s architecture, technologies, standards, wireless protocols, applications, and ecosystems



U3801A/02A IoT fundamentals applied courseware

### Features:

#### Teaching slides on IoT Fundamentals

- Focuses on the fundamentals of the IoT
- Covers topics such as:
  - IoT essentials
  - Hardware for IoT
  - Software for IoT
  - IoT connectivity protocols
  - IoT application design essentials
  - From IoT to data analytics
  - Case studies
- Covers 36+ hours of classroom sessions
- Slides are in editable format for easy editing
- Yearly update for three years at no additional cost

#### Training kit

- Consists of a development kit, sensor devices and XBee ZigBee® kit
- The IoT development kit is based on a carrier board with Arduino UNO form factor interface and a add-on ZigBee module
- Various external sensor devices can be connected to the board, allowing students to implement different types of IoT applications
- The development kit allows students to experiment with wireless local area network (WLAN) 802.11, *Bluetooth*® Low Energy (LE) and ZigBee wireless connectivity
- The IoT development kit provides various test points for troubleshooting, current-drain consumption measurement on sub-circuits and sensor verification

#### Lab sheets


- Guided steps and procedures to be used with the training kit
- Lab sheets are in editable format and come with model answers
- Covers 12-18 hours for a full semester of lab sessions, with each lab requiring 2-3 hours to complete
- Lab sheets complement teaching topics
- Topics include:
  - IoT system overview
  - Exploring LAN/PAN connectivity protocols and understanding the purpose of an IoT gateway
  - Exploring web-based cloud computing for IoT
  - Exploring MQTT messaging protocol for IoT
  - Exploring data visualization and analytics
  - Cloud-enabled IoT application
- Problem-based assignments

For more information on the IoT fundamentals teaching solution, visit [www.keysight.com/find/TeachIoTFundamentals](http://www.keysight.com/find/TeachIoTFundamentals)

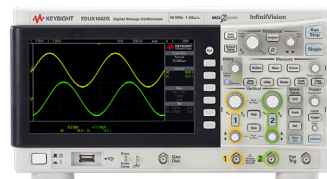
## IoT Teaching Solution – IoT System Design

Equips students with the knowledge on how to design, develop, and evaluate an embedded system with IoT capabilities

U3803A/04A IoT systems design applied courseware



34465 6½ digit performance Truevolt DMM



EDUX1002G InfiniiVision 1000 X-Series oscilloscope

### Features:

#### Teaching slides on IoT Systems Design

- Covers topics such as:
  - Essential elements of IoT systems
  - Enabling technologies for IoT systems
  - Fundamentals of embedded systems for IoT
  - Connectivity for IoT
  - Designing IoT applications using embedded systems
  - Introduction to cloud computing
  - Case studies
- Covers 36+ hours of classroom sessions
- Slides are in editable format for easy editing
- Yearly update for three years at no additional cost

#### Test & measurement instruments

- The lab experiments are designed to work with a digital multimeter (DMM) and an oscilloscope.
- 34465A-DIG<sup>1</sup> 6½ digit performance Truevolt DMM with high-speed digitizing and advanced triggering
  - EDUX1002G InfiniiVision 1000 X-Series education oscilloscope with waveform generator, 50 MHz, 1 GS/s, 2 analog channels
  - Use of industry-grade instruments provide students with hands-on exposure

#### Training kit

- Consists of a development kit, sensor devices and XBee ZigBee kit
- The IoT development kit is based on a carrier board with Arduino UNO form factor interface and a add-on ZigBee module
- Various external sensor devices can be connected to the board, allowing students to implement different types of IoT applications
- The development kit allows students to experiment with WLAN 802.11, Bluetooth LE and ZigBee wireless connectivity
- The IoT development kit provides various test points for troubleshooting, current-drain consumption measurement on sub-circuits and sensor verification

#### Lab sheets

- Guided steps and procedures to be used with the training kit and Keysight instruments
- Lab sheets are in editable format and come with model answers
- Covers 18-21 hours for a full semester of lab sessions, with each lab requiring 2-3 hours to complete
- Lab sheets complement teaching topics
- Topics include:
  - Introduction to the IoT development kit
  - Introduction to the peripherals of the IoT development kit
  - Interfacing to IoT devices
  - Digital communication protocols for IoT
  - Wireless sensor networks for IoT
  - Exploring cloud messaging protocol
  - Cloud-enabled IoT operation
- Problem-based assignments

1. Other 34460 Series Truevolt DMMs models may be used, but 34465A-DIG is recommended as this model comes with a digitizing option for use with the IoT Sensors and Power Management applied courseware.

For more information on the IoT systems design teaching solution, visit [www.keysight.com/find/TeachIoTSystemsDesign](http://www.keysight.com/find/TeachIoTSystemsDesign)

## IoT Teaching Solution – IoT Wireless Communications

Equip students with knowledge on how to develop typical IoT applications with various types of wireless connectivity



### Features:

#### Teaching slides on IoT Wireless Communications

- Covers topics such as:
  - Overview of IoT connectivity
  - Principles of wireless communications
  - Wireless standards for IoT
  - Wireless networking
  - Test and measurement for wireless connectivity
  - Case studies
- Covers 36 hours of classroom sessions
- Slides are in editable format for easy editing
- Yearly updates for three years at no additional cost

#### Test & Measurement instruments and Software

- Recommended setup for a complete lab includes N9000B CXA signal analyzer, installed with N9077C WLAN 802.11 and N9081C *Bluetooth* measurement applications and VSA software
- Use of industry-grade tools provide students with hands-on exposure

#### Training kit

- Consists of a development kit, sensor devices and XBee ZigBee and LoRa kits
- Allows students to experiment with WLAN 802.11, *Bluetooth* LE, ZigBee and LoRa wireless technologies

#### Lab sheets

- Guided steps and procedures to be used with the training kit
- Lab sheets are in editable format and come with model answers
- Covers 24 hours of lab sessions in a semester, with each lab requiring 2-3 hours to complete
- Lab sheets complement teaching topics
- Topics include:
  - Setting up IoT sensor networks
  - Analyzing *Bluetooth* LE protocol for low power IoT devices
  - Building your ZigBee mesh network for better data routing and extended range
  - Evaluating the IoT data link protocols for short range wireless communications with low power consumption (*Bluetooth* and ZigBee)
  - Evaluating and improving WLAN signal performance
  - Analyzing the range and coexistence of low power long range communications (LoRa)
  - Validating the WLAN devices design and high-density WLAN networks for optimum coverage
  - Validating and comparing the *Bluetooth* LE and ZigBee communications for low power applications

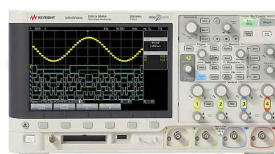
For more information on the IoT Wireless Communications Teaching Solution, visit [www.keysight.com/find/TeachIoTWireless](http://www.keysight.com/find/TeachIoTWireless)

## IoT Teaching Solution – IoT Sensors and Power Management

Equip students with knowledge on how to characterize MEMS sensors and power consumption of IoT devices



34465A 6½ digit, performance Truevolt DMM



DSOX2004A oscilloscope

### Features:

#### Teaching slides on IoT Sensors and Power Management

- Covers topics such as:
  - Overview of IoT system
  - Essentials of power circuits
  - Fundamentals of power measurement
  - Power management techniques
  - Overview of sensor technology
  - Sensor measurement techniques
  - Sensor in action
- Covers 36 hours of classroom sessions
- Slides are in editable format for easy editing
- Yearly updates for three years at no additional cost

#### Test & Measurement instruments and Software

- Recommended setup for a complete lab includes 34465A DMM with high-speed digitizing and 2M memory, DSOX2004A oscilloscope and an optional N6705C DC power analyzer
- Use of industry-grade tools provide students with hands-on exposure

#### Training kit

- Consists of a development kit, IoT sensor devices, MEMS pressure sensor, XBee ZigBee kit
- Allows students to experiment with power consumption characterization of onboard subcircuits such as the processor, wireless connectivity module and sensors

#### Lab sheets

- Guided steps and procedures to be used with the training kit
- Lab sheets are in editable format and come with model answers
- Covers 18 hours of lab sessions in a semester, with each lab requiring 2-3 hours to complete
- Lab sheets complement teaching topics
- Topics include:
  - Setting up IoT gateway and connecting sensor network to the cloud
  - Characterizing IoT sensor board (device) static and dynamic power consumption
  - Evaluating the impact of dynamic current drain and solar energy harvesting on IoT battery life
  - Optimizing power consumption and efficiency using dynamic power management in sensor networks
  - Characterizing MEMS accelerometer and gyroscope sensors, and their applications
  - Characterizing MEMS pressure and temperature sensors for applications in harsh environment
  - Gesture control using inertial measurement unit (IMU)

For more information on the IoT Sensors and Power Management Teaching Solution, visit [www.keysight.com/find/TeachIoTensors](http://www.keysight.com/find/TeachIoTensors)

## Analog Electronics Teaching Solution

Providing students with real-world semiconductor knowledge and applications.



### Features:

#### Teaching slides on Analog Electronics

- Suitable for Electrical & Electronics Engineering, Mecha-tronics, Instrumentation & Control Engineering or Robotics classes.
- Focuses on semiconductor fundamentals as well as circuit analysis and applications.
- Sufficient to cover 1 semester's curriculum subject on Analog Electronics.
- Covers theoretical topics such as P-N junction & semiconductor diode, Bi-polar Junction Transistor (BJT), DC Biasing, transistor modeling, Small Signal Analysis, Field-effect transistor, Operational Amplifier, multi-vibrators, voltage regulators and oscillators.
- Slides are in editable format for easy editing.
- Covers theoretical topics for instrumentation.

#### Test & Measurement Instruments

- The lab experiments are designed to work with small footprint USB modular instruments or bench-top
- U2701A USB Modular Oscilloscope, U2761A USB Modular Function Generator, U2741A USB Modular Digital Multimeter and E3631A Power Supply OR
  - 33511B Trueform waveform generators, E3631A Power Supply, DSOX2002A Oscilloscope and 34450A/34461A digital multimeter
  - Use of industry grade instruments provides students with hands-on exposure.
  - Various options available for specific needs.
  - Standard and common instruments that can be shared with other labs.
  - Can also be used for research activities.

#### Training kit

- Designed specifically for classroom labs to guide students on analog components functions.
- Consists of Diode & Transistor module and Op-amp module.
- Allow students to develop practical knowledge based on subjects learnt in lectures.
- Works seamlessly with Keysight's instruments.

#### Lab sheets

- Guided steps and procedures to be used with the Training Kit and Keysight's instruments.
- Lab sheets are in editable format.
- Sufficient to cover 1 semester's practical exercise on Analog Electronics.
- Lab sheets complement theoretical teaching topics.
- Experiment topics include:
  - Diode characteristics
  - Rectifier circuit
  - BJT characteristics
  - DC biasing
  - Practical Op-amp circuits
  - FC Class A tuned amplifier analysis
  - 555 multi-vibrator circuit
  - Active Filter
- Problem-based assignments.

To get more information on the Analog Electronics Lab Station, visit

[www.keysight.com/find/TeachAnalog](http://www.keysight.com/find/TeachAnalog)



## Analog Circuit Design Teaching Solution

Focuses on the areas of practical analog circuit analysis, design, and its applications.


34450A/34461A  
digital multimeter



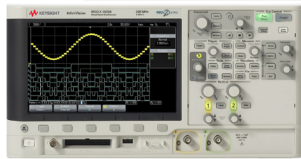
33511B Trueform  
waveform generators



E3631A power supply



U3002A training kit



DSOX2002A oscilloscope



E3631A power supply

U2701A USB modular oscilloscope  
U2761A USB modular function generator  
U2741A USB modular digital multimeter

### Features:

Teaching slides on Analog Circuit Design

- Suitable for Analog Circuit Design classes.
- Covers theoretical topics such as Resistor-Capacitor-Inductor Based Circuits, Review of Practical Circuit Analysis Techniques, Op-Amp Based Circuits Design and Bipolar Junction Transistor & MOSFET Circuits Design.
- Slides are in editable format for easy editing.

Test & Measurement Instruments

The lab experiments are designed to work with small footprint USB modular instruments or bench-top.

- U2701A USB Modular Oscilloscope, U2761A USB Modular Function Generator, U2741A USB Modular Digital Multimeter and E3631A Power Supply OR
- 33511B Trueform waveform generators, E3631A Power Supply, DSOX2002A Oscilloscope and 34450A/34461A digital multimeter.
- Standard and common instruments that can be shared with other labs.
- Use of industrial grade instruments provides students with hands-on exposure.

Training kit

- Consists of various standard circuits that can be used as building blocks to develop complete designs without the need to start from scratch.
- The embedded audio player provides the flexibility to generate simple to complex audio signals.
- Works seamlessly with Keysight's instruments.

Lab sheets

- Guided steps and procedures to be used with the Training Kit and Keysight's instruments.
- Lab sheets are in editable format.
- Sufficient to cover 1 semester's practical exercise on Analog Circuit Design.
- Lab sheets complement theoretical teaching topics.
- Experiment topics include:
  - Designing a Voltage Regulator
  - Designing an IR Transceiver Circuit
  - Designing a BJT-based Amplifier
  - Designing a FET-based Amplifier
  - Designing Op-Amp based Precision Circuits
  - Designing an Audio Equalizer
  - Designing a High Sensitivity IR Detector
  - Designing a High Precision Voltage Regulator

To get more information on the Analog Circuit Design Teaching Solution, visit

[www.keysight.com/find/TeachAnalogCircuit](http://www.keysight.com/find/TeachAnalogCircuit)

## Electronic Instrumentation and Measurement Teaching Solution

Excellent teaching solution for students to understand an end-to-end measurement system, which includes various sensors, signal conditioning circuits, op-amp circuits, and digital I/Os.



### Features:

#### Teaching slides on Electronic Instrumentation & Measurement

- Suitable for Electrical, Microelectronics, Robotics, or Electronic Design classes.
- Sufficient to cover 1 semester's curriculum subject on Electronic Instrumentation and Measurement Techniques. It can also be used for Induction Program on Practical Measurement using Basic Instruments.
- Covers theoretical topics such as Basic Principles of Measurement, Measurement of Electrical Quantities, Quality of Measurement, Sensors and Transducers, Analog Signal Conditioning, Electronic Measurement Instruments, Introduction to Instrument Systems and The Basics of Instrument Programming Using VEE.
- Slides are in editable format for easy editing.
- Covers theoretical topics for instrumentation.

#### Test & Measurement Instruments

- The lab experiments are designed to work with small footprint USB modular instruments or bench-top.
- U2701A USB Modular Oscilloscope, U2761A USB Modular Function Generator, U2741A USB Modular Digital Multimeter and E3631A Power Supply OR
- 33511B Trueform waveform generators, E3631A Power Supply, DSOX2002A Oscilloscope and 34450A/34461A digital multimeter.
- Uses VEE software, a graphical language programming software that makes programming simple.
- Use of industrial grade instruments provides students with hands-on exposure.
- Various options available for specific needs.
- Standard and common instruments that can be shared with other labs.
- Equipment and software can also be used for research activities.

#### Training kit

- On-board circuits can be viewed easily, allowing students to understand how circuits are built and connected.
- Allow students to develop practical knowledge based on subjects learnt in lectures.
- Works seamlessly with Keysight's instruments.

#### Lab sheets

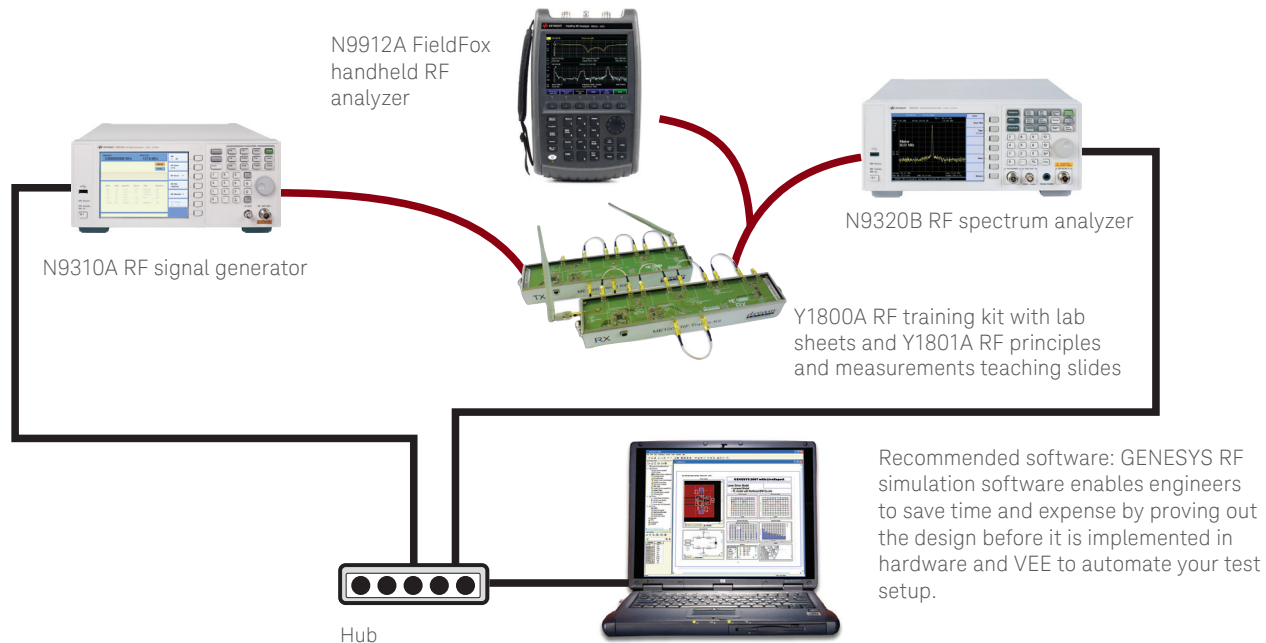
- Guided steps and procedures to be used with the Training Kit and Keysight's instruments.
- Lab sheets are in editable format.
- Sufficient to cover 1 semester's practical exercise on Electronic Instrumentation and Measurement Techniques.
- Lab sheets complement theoretical teaching topics.
- Experiment topics include:
  - Using a Power Supply
  - Using a Digital Multimeter
  - Using a Function/Arbitrary Waveform Generator
  - Using an Oscilloscope
  - Measurement of Voltage and Current
  - Measurement of Time-Dependent Signals
  - Quality of Measurement 1
  - Quality of Measurement 2
  - Analog Signal Conditioning
  - Measurement of Digital Signals
  - Introduction to Data Flow Programming
  - Measurement Automation
- Problem-based assignments.

To get more information on the Electronic Instrumentation and Measurement Teaching Solution, visit

[www.keysight.com/find/TeachInstrumentation](http://www.keysight.com/find/TeachInstrumentation)

## RF Circuit Design Teaching Solution

This lab solution is carefully designed to explore the basics of RF circuits and communication.



### Features:

#### Teaching slides on RF Circuit Design

- Suitable for RF & Communications Engineering, Telecommunications Engineering or Electronics Engineering classes.
- Sufficient to cover 1 semester's curriculum subject on RF Circuit Design.
- Covers theoretical topics such as transmission line theory, RF/microwave network analysis, impedance transformation and matching, RF components analysis, and Small Signal Amplifier (SSA) theory and design.
- Slides are in editable format for easy editing.

#### Test & Measurement Instruments

- Recommended setup for a complete Lab includes N9310A RF Signal Generator, N9320B RF Spectrum Analyzer, N9912A FieldFox RF analyzer, N8973A Noise Figure Analyzer, N4000A Noise source, W1410L GENESYS RF Design & Simulation Software, and Keysight VEE Software.
- Use of industrial grade instruments provides students with hands-on exposure.
- Various options available for specific needs.

- Standard and common instruments that can be shared with other labs.
- VEE Programming software simplifies test automation.
- GENESYS software allows for RF simulation and analysis.
- Equipment and software can also be used for research activities.

#### Training kit

- The RF Transceiver training kit contains various RF modules forming the transmitter and receiver sections.
- Each module can be studied independently, or can be mixed and matched with the other modules to form a subsystem.
- Allow students to develop practical knowledge on Power Amplifier, Low Noise Amplifier, Mixer, Filter and Oscillator.
- CAE design files in GENESYS format.
- Works seamlessly with Keysight's instruments.

#### Lab sheets

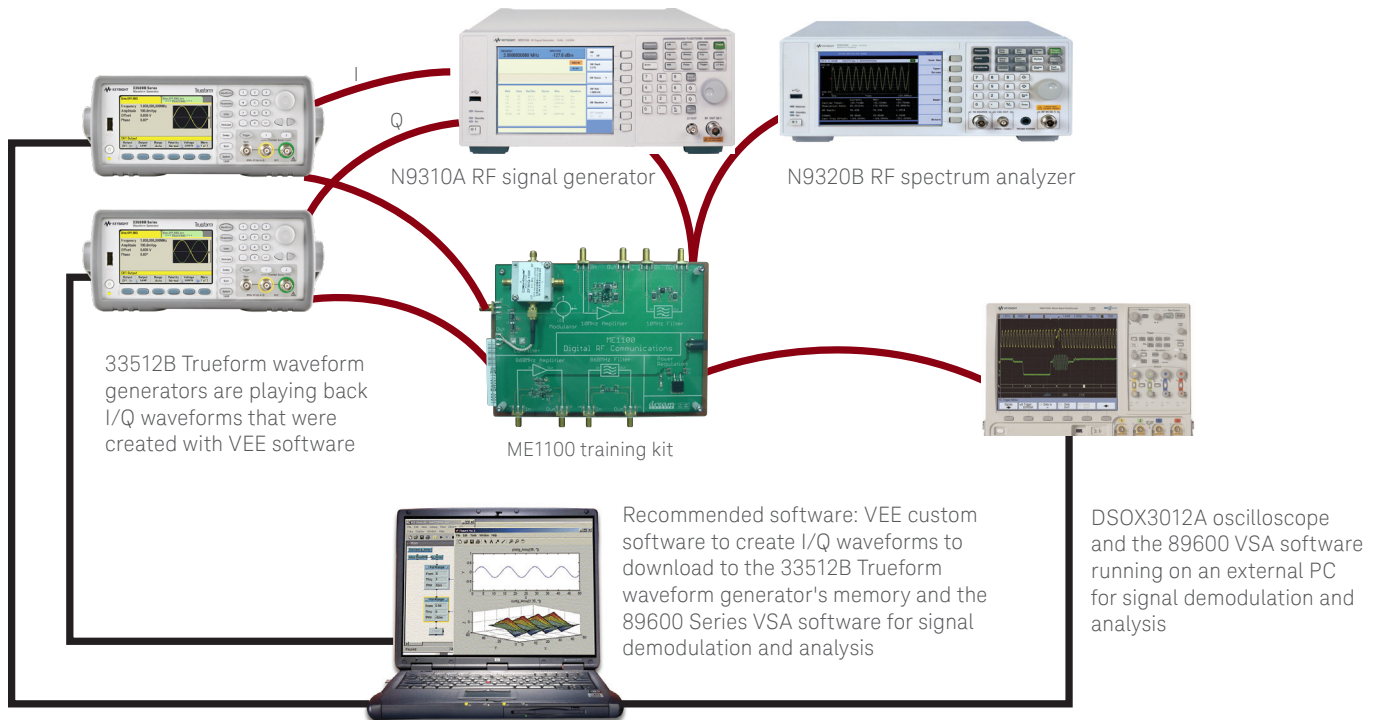
- Guided steps and procedures to be used with the Training Kit and Keysight's instruments.
- Sufficient to cover one semester's practical exercise on RF Circuit Design.

- Lab sheets complement theoretical teaching topics.
- Experiment topics include:
  - Scalar Offset calibration.
  - Power Amplifier Characterization - Gain, isolation, return loss, harmonic distortion
  - Low Noise Amplifier - Characterization - Gain, isolation, return loss, SWR, impedance
  - Filter Characterization - Insertion loss, bandwidth, rejection
  - Mixer Characterization - Conversion loss, RF-to-IF isolation, SWR, return loss.
  - Synthesizer Characterization - Phase noise, frequency
  - Antenna characterization - Gain, SWR, return loss, impedance
  - Keysight Genesys RF - Introduction to Genesys RF and Microwave Design Software, Impedance Matching with Lumped and Distributed Elements, RF Low-Pass and Band-Pass Filter Design, Distributed Directional Coupler Design, Low-Noise Amplifier Design, Single-Ended Down Conversion Mixer Design, RF Oscillator Design, Introduction to System Simulation.
- Problem-based assignments.

To get more information on the RF Circuit Lab Station, visit [www.keysight.com/find/TeachRF](http://www.keysight.com/find/TeachRF)

## Digital RF Communications Teaching Solution

Expose students to digital communication signals theoretical learning with practical hands-on labs.



### Features:

#### Teaching slides on Digital RF Communications

- Suitable for RF & Communications Engineering, Telecommunications Engineering or Electronics Engineering classes.
- Sufficient to cover 1 semester's curriculum subject on Digital RF Communications.
- Covers theoretical topics such as Principles of Communications, Amplitude and Frequency modulation, Digital Modulation techniques, Transmitter and Receiver architectures.
- Slides are in editable format for easy editing.

#### Test & Measurement Instruments

- Recommended setup for a complete Lab includes 33512B Trueform waveform generators, N9310A RF Signal Generator, N9320B RF Spectrum Analyzer, DSOX3012A Digital Oscilloscope, 89600 VSA Software, and Keysight VEE Software.

- Use of industrial grade instruments provides students with hands-on exposure.
- Various options available for specific needs.
- Standard and common instruments that can be shared with other labs.
- VEE Programming software simplifies test automation.
- VSA software allows for RF simulation and analysis.
- Equipment and software can also be used for research activities.

#### Training kit

- Allow students to understand effects of Amplifier and Filter on the output signal.
- Allow students to generate and analyze standard modulation formats (BPSK, QAM, FSK) and wireless communication standards (GSM, DECT, CDMA).
- Works seamlessly with Keysight's instruments.

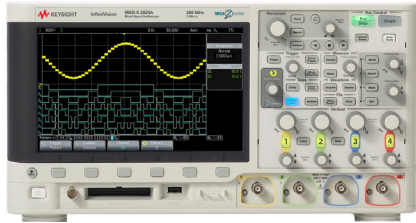
#### Lab sheets

- Guided steps and procedures to be used with the Training Kit and Keysight's instruments.
- Sufficient to cover one semester's practical exercise on Digital Communications.
- Lab sheets complement theoretical teaching topics.
- Experiment topics include:
  - Maximum output power verification
  - Spurious and harmonics signal measurement
  - Occupied bandwidth measurement
  - Modulation quality measurement (EVM, IW offsets, GSM signal)
  - Harmonics analysis for GSM signal
- Problem-based assignments to allow further practical knowledge development.

To get more information on the Digital RF Communications Lab Station, visit [www.keysight.com/find/TeachDigitalRF](http://www.keysight.com/find/TeachDigitalRF)

## EMI and EMC Teaching Solution

A ready-to-teach package which covers the sources of EMI, fundamental theories, design practices to minimize EMI and EMI measurements.



DSOX2022A Series oscilloscope



ME1400 training kit



N9912A FieldFox RF analyzer

### Features:

#### Teaching slides on EMI and EMC

- Suitable for Electromagnetic Interference and Electromagnetic Compatibility classes.
- Covers theoretical topics such as EMC fundamentals, Sources of electromagnetic interference, EMC regulations & standards, Measurement instruments usage and Good PCB design practices.
- Slides are in editable format for easy editing.
- Covers theoretical topics for instrumentation.

#### Test & Measurement Instruments

- Recommended setup for a complete Lab includes N9912A Portable RF Analyzer and DSOX2022A 200 MHz Oscilloscope.
- Use of industry grade instruments provides students with hands-on exposure.
- Equipment and software can also be used for research activities.

#### Training kit

- Consists of two modules – an EMI source module and an EM coupling module. Allowing students to understand the cause and effect of EMI in today's high-speed PCB board design.
- Able to analyze EMI from commonly found sources, such as a DC motor, high frequency signals, and high speed digital pulses generated by the EMI source module.
- Designed specifically for classroom labs to guide students on instrumentation fundamentals.

#### Lab sheets

- Guided steps and procedures to be used with the Training Kit and Keysight's instruments.
- Lab sheets are in editable format.
- Designed to enable students to perform various types of EMI/EMC measurements using industry-grade instruments.
- Each lab exercise highlights an EMI mechanism, factors affecting that mechanism, and mitigation/suppression methods.

#### Experiment topics include:

- Probing Techniques
- Digital Pulse Spectra and Rise Time Measurement
- Controlling Crosstalk: Frequency Domain Perspective
- Controlling Crosstalk: Time-Domain Perspective
- Controlling Common Impedance Coupling
- Controlling Radiated Emission from Cable and PCB
- PCB Signal Integrity
- Transfer Impedance Measurement

To get more information on the EMI and EMC Teaching Solution, visit [www.keysight.com/find/TeachEMI](http://www.keysight.com/find/TeachEMI)

## Antenna and Propagation Teaching Solution

A ready-to-teach package in the areas of antenna fundamentals, practical antenna design, and antenna measurement techniques.



Recommended software:  
RadPat software to create radiation plotting pattern plotting.

### Features:

#### Teaching slides on Antenna and Propagation

- Suitable for Telecommunications engineering or Antenna design classes.
- Focuses on antenna fundamentals, practical antenna design, and antenna measurement techniques.
- Sufficient to cover one semester's curriculum subject on Antenna and Propagation.
- Covers theoretical topics such as Introduction to Antennas, Antenna Parameters and Antenna Measurements, Microstrip Patch Antenna Design, Introduction to Wi-Fi, Bluetooth, and ZigBee and Portable Device Antennas.
- Slides are in editable format for easy editing.
- Covers theoretical topics for instrumentation.

#### Test & Measurement Instruments

- Recommended setup for a complete Lab includes N9912A Keysight Portable RF Analyzer.
- Use of industrial grade instruments provides students with hands-on exposure.
- Various options available for specific needs.
- Standard and common instruments that can be shared with other labs.
- Equipment and software can also be used for research activities.

#### Training kit

- Designed specifically for class room labs to guide students in the area of RF design and Telecommunications.
- Consists of a transmitter module and the receiver module.
- The Radiation Pattern Plotting (RadPat) software is also included with the training kit.
- Allow students to develop practical knowledge based on subjects learnt in lectures.
- Works seamlessly with Keysight's instruments.

#### Lab sheets

- Guided steps and procedures to be used with the Training Kit and Keysight's instruments.
- Lab sheets are in editable format.
- Sufficient to cover 1 semester's practical exercise on Antenna and Propagation.
- Lab sheets complement theoretical teaching topics.
- Experiment topics include:
  - Familiarizing with the ME1300
  - Antenna Impedance Measurement
  - Radiation Pattern Measurement
  - Antenna Gain Measurement
  - Polarization Measurement
  - Free Space Propagation
  - Comparison of Antenna's Characteristics
  - Scale Model Measurement
- Problem-based assignments.

To get more information on the Antenna and Propagation Teaching Solution, visit [www.keysight.com/find/TeachAntenna](http://www.keysight.com/find/TeachAntenna)

## Digital Systems Teaching Solution

An excellent teaching aid for your Digital Systems classroom, utilizing Keysight's performance oscilloscope, Altera's Development and Education Board, and teaching material for both lecturers and students.



### Features:

#### Teaching slides on Digital Systems

- Suitable for Electronics Engineering, Robotics, Mecha-tronics, or Control Engineering classes.
- Sufficient to cover 1 semester's curriculum subject on Digital Systems.
- Covers theoretical topics such as Logic Circuits design, Combinational and Sequential Circuits, Programmable Logic Devices (PLD), and Verilog Design for FPGA implementation.
- Slides are in editable format for easy editing.

#### Test & Measurement Instruments

- Recommended setup for a complete lab includes MSOX3012A Mixed Signal Oscilloscope.

- Use of industrial grade instruments provides students with hands-on exposure.
- Various options available for specific needs.
- Standard and common instruments that can be shared with other labs.
- Equipment can also be used for research activities.

#### Training Kit

- Utilizes Altera DE1 or DE2 Development and Educational Board.
- Enable students to implement typical digital system designs with various on-board I/O interfaces.
- Works seamlessly with Keysight's instruments.

#### Lab sheets

- Guided steps and procedures to be used with the Training Kit and Keysight's instruments.
- Sufficient to cover 1 semester's practical exercise on Digital Systems.
- Lab sheets complement theoretical teaching topics.
- Experiment topics include:
  - Basic Logic design
  - Serial Data and waveform generation
  - Design optimization and pipelining
  - Verilog design and simulation
  - I/O Core interfacing and analysis
  - Memory interfacing and analysis
  - Problem-based assignments to allow further practical knowledge development.


To get more information on the Digital Systems Lab Station, visit [www.keysight.com/find/TeachDigitalSystems](http://www.keysight.com/find/TeachDigitalSystems)

## Digital Signal Processing Teaching Solution

An out-of-the-box solution for teaching digital signal processing, simulation, and hardware implementation using an FPGA platform.



MSOX3012A mixed signal oscilloscope



Altera DE2 development and education board



Recommended software: Altera Quartus II, Altera DSP Builder and Matlab Simulink

### Features:

#### Teaching slides on Digital Signal Processing (DSP)

- Suitable for Electronics Engineering, Robotics, Mecha-tronics, or Control Engineering classes.
- Sufficient to cover 1 semester's curriculum subject on DSP.
- Covers theoretical topics such as Signal characteristics and digitization, Frequency Domain Analysis, Z-transform and filtering concepts, FIR and IIR Filter design, FPGA for DSP systems and Real-time DSP with FPGA.
- Slides are in editable format for easy editing.

#### Test & Measurement Instruments

- Recommended setup for a complete Lab includes MSOX3012A Mixed Signal Oscilloscope and E5383A single-ended 17 channel Flying Leads.
- Use of Industry grade instruments provides students with hands-on exposure.

- Various options available for specific needs.
- Standard and common instruments that can be shared with other labs.
- Equipment can also be used for research activities.

#### Training Kit

- Utilizes Altera DE2 Development and Educational Board and DSP Builder.
- Enable students to implement typical digital signal processing designs with various on-board I/O interfaces.
- Works seamlessly with Keysight's instruments.

#### Lab sheets

- Guided steps and procedures to be used with the Training Kit and Keysight's instruments.
- Sufficient to cover one semester's practical exercise on DSP.
- Lab sheets complement theoretical teaching topics.

- Experiment topics include:
  - Time and Frequency Domain analysis
  - Sampling Theorem and quantization
  - Z-transform and filtering concepts
  - FIR & IIR Filter design and implementation
  - Real-time DSP
  - Digital Signal generator
  - FFT analyzer
- Problem-based assignments to allow further practical knowledge development.
- Requires Matlab software with Simulink and Signal Processing Blockset (not included).

To get more information on the Digital Signal Processing Lab Station, visit [www.keysight.com/find/TeachDSP](http://www.keysight.com/find/TeachDSP)



## Embedded System Design Teaching Solution

A ready-to-teach package in 32-bit ARM-based processor system design, programming, and applications.



MSOX3012A mixed signal oscilloscope



ME2100 training kit

### Features:

#### Teaching slides on Embedded System Design

- Suitable for Embedded System Design class.
- Focuses on ARM processor fundamentals, ARM hardware architecture, programming and applications.
- Sufficient to cover 1 semester's curriculum subject on Embedded System Design.
- Covers theoretical topics such as ARM Processor Programmer Model, ARM and Thumb Instruction Set,
- ARM Exceptions Handling and Vectored Interrupt Controller, ARM AMBA Bus, ARM Memory System and Introduction to the Embedded Operating System.
- Slides are in editable format for easy editing.
- Covers theoretical topics for instrumentation.

#### Test & Measurement Instruments

- Recommended setup for a complete Lab includes MSOX3012A Mixed Signal Oscilloscope.
- Use of industrial grade instruments provides students with hands-on exposure.
- Various options available for specific needs.
- Standard and common instruments that can be shared with other labs.
- Equipment and software can also be used for research activities.

#### Training Kit

- 2 training kits available: ARM9 and Cortex-M3.
- Enable students to work on typical ARM-based projects and assignments with various on-board I/O interfaces.
- Utilizes open source GNU-based ARM toolchain software for code entry, compilation and debugging.
- Allow students to develop practical knowledge based on subjects learnt in lectures.
- Works seamlessly with Keysight's instruments.

#### Lab sheets

- Guided steps and procedures to be used with the Training Kit and Keysight's instruments.
- Lab sheets are in editable format.
- Sufficient to cover 1 semester's practical exercise on Embedded System Design.
- Lab sheets complement theoretical teaching topics.
- Experiment topics include:
  - Eclipse IDE for the Embedded ARM9 Development Board
  - Assembly Programming for ARM
  - Assembly Programming for Cortex-M3
  - Introduction to C Programming
  - ARM I/O Programming
  - ARM Interrupt Programming
  - ARM Peripherals Programming
  - Introduction to Embedded Operating System Programming
  - LCD interfacing
  - Timer UART
- Problem-based assignments.

To get more information on the Antenna and Propagation Teaching Solution, visit [www.keysight.com/find/TeachEmbeddedSystem](http://www.keysight.com/find/TeachEmbeddedSystem)

## Solution Matrix

Below is a summary of Keysight’s University Teaching Solutions and the recommended instruments and software for the respective labs.

Subjects and Applications		Power Supply	Digital Multimeter	Function Generator	Digital Signal Oscilloscopes	Mixed Signal Oscilloscope	Network Analyzer	Logic Analyzer	Signal Generator	Spectrum Analyzer	Noise Figure Analyzer	Keysight VEE	89600 VSA Software	ADS/Genesys
Internet of Things	IoT Fundamentals <a href="http://www.keysight.com/find/TeachIoTFundamentals">http://www.keysight.com/find/TeachIoTFundamentals</a>													
	IoT Systems Design <a href="http://www.keysight.com/find/TeachIoTSystemsDesign">http://www.keysight.com/find/TeachIoTSystemsDesign</a>		☐		☐									
	IoT Wireless Communications <a href="http://www.keysight.com/find/TeachIoTWireless">http://www.keysight.com/find/TeachIoTWireless</a>									☐			☐	
	IoT Sensors and Power Management <a href="http://www.keysight.com/find/TeachIoTSensors">http://www.keysight.com/find/TeachIoTSensors</a>		☐		☐									
General Electronics	Analog Electronics <a href="http://www.keysight.com/find/TeachAnalog">http://www.keysight.com/find/TeachAnalog</a>	☐	☐	☐	☐									
	Analog Circuit Design <a href="http://www.keysight.com/find/TeachAnalogCircuit">http://www.keysight.com/find/TeachAnalogCircuit</a>	☐	☐	☐	☐									
	Instrumentation and Control Systems <a href="http://www.keysight.com/find/TeachInstrumentation">http://www.keysight.com/find/TeachInstrumentation</a>	☐	☐	☐	☐						☐	☐		
RF Microwave and Wireless Communications	Digital RF Communications <a href="http://www.keysight.com/find/TeachDigitalRF">http://www.keysight.com/find/TeachDigitalRF</a>			☐	☐				☐	☐			☐	
	RF Circuit Design <a href="http://www.keysight.com/find/TeachRF">http://www.keysight.com/find/TeachRF</a>						☐		☐	☐	☐			☐
	Antenna and Propagation <a href="http://www.keysight.com/find/TeachAntenna">http://www.keysight.com/find/TeachAntenna</a>						☐		☐					
	EMI and EMC <a href="http://www.keysight.com/find/TeachEMI">http://www.keysight.com/find/TeachEMI</a>				☐		☐			☐				
Digital and Embedded Systems	Digital Systems <a href="http://www.keysight.com/find/TeachDigitalSystems">http://www.keysight.com/find/TeachDigitalSystems</a>					☐		☐						
	Digital Signal Processing <a href="http://www.keysight.com/find/TeachDSP">http://www.keysight.com/find/TeachDSP</a>					☐								
	Embedded System Design <a href="http://www.keysight.com/find/TeachEmbeddedSystem">http://www.keysight.com/find/TeachEmbeddedSystem</a>					☐								

FREE pre-written lab experiments on the most popular subjects available from [www.keysight.com/find/freelabs](http://www.keysight.com/find/freelabs)

## Software, Connectivity and Hardware

In addition to high quality hardware, Keysight also provides software and connectivity solutions.

### Software

Keysight provides software that complements and augments the measurement hardware. The hardware solutions typically come with free software utilities to help simplify instrument operation. Keysight provides software for your entire design and test cycle – from simulation up to analysis and display of the data. Below is a small sampling of the software that Keysight provides.

#### Automation and control

- Keysight VEE Pro is graphical language programming software that makes programming simple. It works seamlessly with hardware and software from virtually all companies, so you can feel confident that your program is flexible, expandable and compatible with the latest industry standards.  
[www.keysight.com/find/vee](http://www.keysight.com/find/vee)

#### SystemVue ESL software

- SystemVue is a focused electronic design automation (EDA) environment for electronic system-level (ESL) design. It enables system architects and algorithm developers to innovate the physical layer (PHY) of wireless and aerospace/defense communications systems and provides unique value to RF, DSP, and FPGA/ASIC implementers. As a dedicated platform for ESL design and signal processing realization, SystemVue replaces general-purpose digital, analog, and math environments.  
[www.keysight.com/find/systemvue](http://www.keysight.com/find/systemvue)

#### RF circuit and device simulation

- GENESYS – low cost, easy to use electronic design automation (EDA) software for RF simulations. It enables designers to prove out the design first in software before implementing it in hardware.
- Advanced Design Software (ADS) – EDA software for RF simulation with the most flexibility and capability.  
[www.keysight.com/find/eesof](http://www.keysight.com/find/eesof)

#### Signal creation for arbitrary waveform generators

- Signal Studio – create test signals for wireless devices that are based on common cellular and wireless networking communication standards or customized signals.  
[www.keysight.com/find/signalstudio](http://www.keysight.com/find/signalstudio)

#### Vector signal analysis

- The 89600 VSA software is powerful PC-based software offering the industry's most sophisticated general purpose and standards specific signal evaluation and troubleshooting tools for the R&D engineer. Reach deeper into signals, gather more data on signal problems, and gain greater insight.  
[www.keysight.com/find/89600](http://www.keysight.com/find/89600)

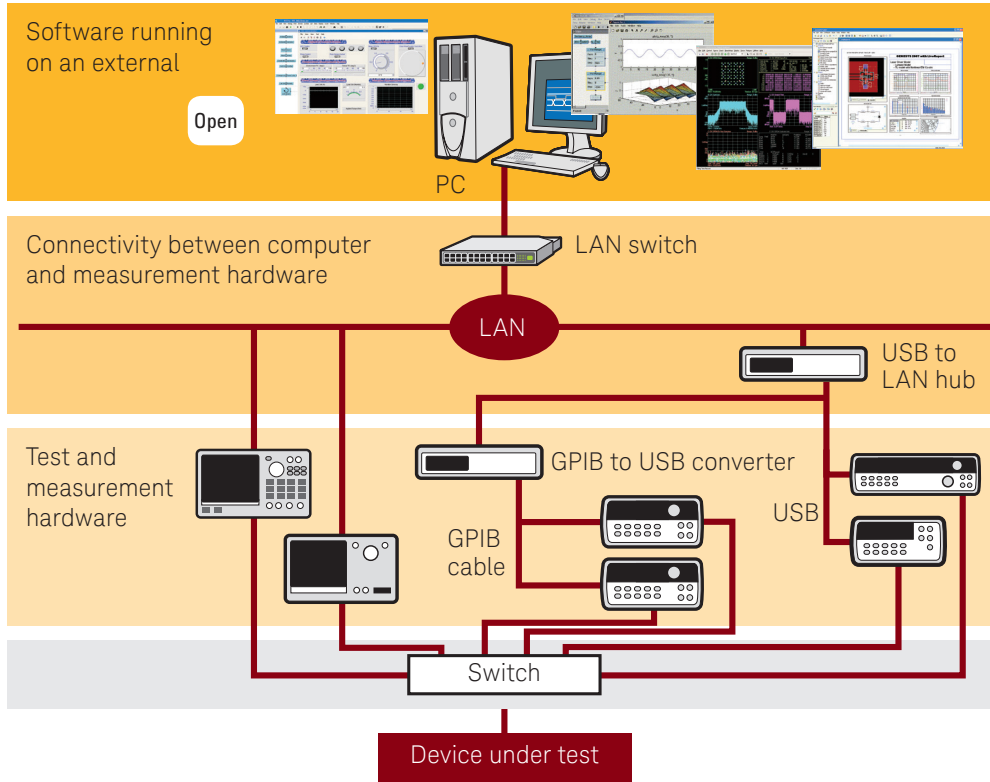
#### Utility software applications for individual instruments

- IntuiLink – utility that launches a toolbar in Microsoft Word and/or Excel software that enables waveform creation, data logging and analysis, screen shot capture, remote control and more.

#### Easy instrument connectivity with Keysight Open

- Many of Keysight's instruments are based on open industry standards computer/instrument connectivity.

## Software, Connectivity and Hardware *continued*



### Computer/instrument connectivity

Keysight pioneered instrument-to-computer connectivity in 1970, creating the HPIB (Hewlett-Packard Interface Bus) interface which was later standardized as the general purpose interface bus (GPIB). With a GPIB instrument, a special interface card needs to be installed in your PC to enable connection to the PCI bus. Alternatively, you can use the Keysight 82357B USB to GPIB converter to connect directly from the instrument to the USB interface on the PC.

[www.keysight.com/find/connectivity](http://www.keysight.com/find/connectivity)

Newer instruments now come with USB and LAN interfaces, which enable you to connect directly to your PC without having to install any special hardware on your computer. LXI is a new connectivity standard, which provides robust connectivity via LAN. LXI Class C instruments have an internal web server for remote access and control. This is useful for distance learning.

## Obtaining Measurement Instruments

Affordable measurement solutions for teaching and research labs

Keysight's measurement products have a long history of use in teaching and research labs. Keysight offers the widest selection of test equipment in industry.

It is the same affordable, full-featured set of test and measurement tools used by professionals, which better prepares students for when they transition into industry.


- Software, data acquisition, test systems
- Oscilloscopes, analyzers, meters
- Generators, sources, supplies
- Nanoscale microscopy, positioning and optics
- Lightwave, optical test equipment
- Wireless device test sets and wireless solutions
- Wireline communications test equipment

### Save even more money with Keysight Premium Used

Buy fully remanufactured test equipment that is like new, except for the price. It costs less but still has the same performance as if it were new. These refurbished products cost 20% to 50% less than our new products. All products come with the same warranty, support, return policy, and standard accessories as new models, plus the latest compatible firmware and software.

[www.keysight.com/find/used](http://www.keysight.com/find/used)

*Where can you find low-cost Keysight equipment that's still in its prime?*



### Sell or trade your old equipment

Why not sell or trade it in on updated equipment – whether they're ours or another vendor's. You'll boost available cash or receive credit you can use as money down on new products and services.

[www.keysight.com/find/trade](http://www.keysight.com/find/trade)

### Distributors provide fast delivery

Get fast product delivery working through Keysight's authorized distributors. Our distributors work in close collaboration with Keysight to provide the solutions you need. Some Keysight products are only available through an Keysight authorized distributor.

[www.keysight.com/find/distributors](http://www.keysight.com/find/distributors)

## Resources, Partnerships and Collaboration

Student Resources	Teaching materials	Lab equipment
<ul style="list-style-type: none"> <li>- Tutorials</li> <li>- Career center</li> <li>- Education sites</li> <li>- Basics about engineering</li> <li>- Cartoons, posters and screensavers</li> </ul>	<ul style="list-style-type: none"> <li>- Application notes</li> <li>- Reference tables</li> <li>- Computer based training</li> <li>- Slide presentations</li> </ul>	<ul style="list-style-type: none"> <li>- Discount/promo for education</li> <li>- Keysight new equipment</li> <li>- Used test equipment</li> </ul>
	Researcher's corner	Experiments
	<ul style="list-style-type: none"> <li>- Researcher's resources</li> <li>- Grant resources</li> </ul>	<ul style="list-style-type: none"> <li>- Java animations</li> <li>- Interactive experiments</li> </ul>
<p><b>Educator's Corner</b></p> <p><a href="http://www.keysight.com/find/education">www.keysight.com/find/education</a></p>		

Free resources are available from the Educator's Corner Web site, which contains downloadable teaching material, experiments, information about lab equipment, and more.

### Free resources from Educator's Corner Web portal

Educator's Corner is a dedicated Web site that provides a one-stop education resource to lecturers, researchers and students looking to enhance their higher education curriculum and research capabilities. Various tools and resources can be downloaded for free.

- Teaching tools
- Lab experiments
- Java animations
- Computer based training
- Application notes
- Webcast seminars
- Journal articles
- Engineering cartoons
- Student resources
- Information on educational discounts and promotions

[www.keysight.com/find/edu](http://www.keysight.com/find/edu)



### Research partnerships and collaboration

As the world's premier measurement company and a committed global citizen, Keysight takes an active role in supporting higher education and research.

We are committed to furthering science and technology by developing strategic partnerships with universities and research labs worldwide. We work with these universities to develop technology in areas of mutual interest.

[www.keysight.com/find/research](http://www.keysight.com/find/research)

### Jobs for students and new graduates

Keysight builds relationships with universities to recruit top talent college hires. Each year, we hire hundreds of the best students around the world for internships and full-time employment. The new ideas that college hires bring to Keysight challenges the status quo by testing long-held beliefs. This clash of ideas ignites the spark of innovation.

[www.keysight.com/go/jobs](http://www.keysight.com/go/jobs)

### Special programs, promotions and discounts

Keysight collaborates with universities and creates special programs to meet their needs: assistance with laboratory openings, mutual positive exposure through communications, and industry networking opportunities.

[www.keysight.com/find/edupromo](http://www.keysight.com/find/edupromo)

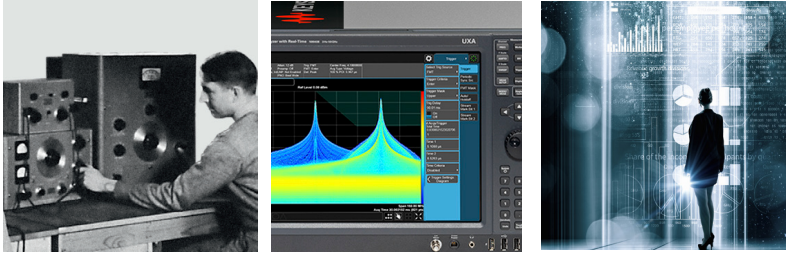
### Order your FREE updated Education and Research DVD



Research Resources DVD  
[www.keysight.com/find/researchDVD](http://www.keysight.com/find/researchDVD)

## Evolving Since 1939

Our unique combination of hardware, software, services, and people can help you reach your next breakthrough. We are unlocking the future of technology.  
 From Hewlett-Packard to Agilent to Keysight.



For more information on Keysight Technologies' products, applications or services, please contact your local Keysight office. The complete list is available at: [www.keysight.com/find/contactus](http://www.keysight.com/find/contactus)

### Americas

Canada	(877) 894 4414
Brazil	55 11 3351 7010
Mexico	001 800 254 2440
United States	(800) 829 4444

### Asia Pacific

Australia	1 800 629 485
China	800 810 0189
Hong Kong	800 938 693
India	1 800 11 2626
Japan	0120 (421) 345
Korea	080 769 0800
Malaysia	1 800 888 848
Singapore	1 800 375 8100
Taiwan	0800 047 866
Other AP Countries	(65) 6375 8100

### Europe & Middle East

Austria	0800 001122
Belgium	0800 58580
Finland	0800 523252
France	0805 980333
Germany	0800 6270999
Ireland	1800 832700
Israel	1 809 343051
Italy	800 599100
Luxembourg	+32 800 58580
Netherlands	0800 0233200
Russia	8800 5009286
Spain	800 000154
Sweden	0200 882255
Switzerland	0800 805353
	Opt. 1 (DE)
	Opt. 2 (FR)
	Opt. 3 (IT)
United Kingdom	0800 0260637

For other unlisted countries:  
[www.keysight.com/find/contactus](http://www.keysight.com/find/contactus)  
 (BP-9-7-17)



[www.keysight.com/go/quality](http://www.keysight.com/go/quality)  
 Keysight Technologies, Inc.  
 DEKRA Certified ISO 9001:2015  
 Quality Management System

### myKeysight

#### myKeysight

[www.keysight.com/find/mykeysight](http://www.keysight.com/find/mykeysight)

A personalized view into the information most relevant to you.

[http://www.keysight.com/find/emt\\_product\\_registration](http://www.keysight.com/find/emt_product_registration)

Register your products to get up-to-date product information and find warranty information.



#### Keysight Services

[www.keysight.com/find/service](http://www.keysight.com/find/service)

Keysight Services can help from acquisition to renewal across your instrument's lifecycle. Our comprehensive service offerings—one-stop calibration, repair, asset management, technology refresh, consulting, training and more—helps you improve product quality and lower costs.

#### Keysight Assurance Plans

[www.keysight.com/find/AssurancePlans](http://www.keysight.com/find/AssurancePlans)

Up to ten years of protection and no budgetary surprises to ensure your instruments are operating to specification, so you can rely on accurate measurements.

#### Keysight Channel Partners

[www.keysight.com/find/channelpartners](http://www.keysight.com/find/channelpartners)

Get the best of both worlds: Keysight's measurement expertise and product breadth, combined with channel partner convenience.

*Bluetooth* and the Bluetooth logos are trademarks owned by Bluetooth SIG, Inc., U.S.A. and licensed to Keysight Technologies, Inc.

ZigBee is a registered trademark owned by the ZigBee Alliance, and licensed to Keysight Technologies, Inc.

[www.keysight.com/find/education](http://www.keysight.com/find/education)

